


zleen

bicycle tire catalog
2023








teamwork

Born in the Czech Republic, grown from its renown tire and bicycle industry. Zleen & Ralson. European engineering married with 50 years of attentive and skilled tire building, innovation, and R&D. The true bicycle tire partnership taking advantage of the state-of-the-art equipment of the India's largest bicycle tire producer.



technology at its best

Pro for competitive riders, lightweight for bikees.

Born tubeless.

Airtight rubber compounds. Tubeless rim-optimized beads for low inflation pressure.

Rock-proof.

Apex reinforced sidewalls and innovative bead-to-bead protection for highest impact damage durability.

Own compounding.

Pro dual compounded treads for perfect steering response at every slope. Low rolling resistance and high grip compounds for roads.

Tough testing.

Zleen won't settle for the average.




mission based

Best tires don't need to be pricy. Working hard to bring the most affordable tires to the market and determined to support our distributors.



contents



XC/MARATHON	8
GRAVITY	14
GRAVEL	20
ROAD	26
CITY/TOUR	32
PRODUCT RANGE	38
NOTES	40

zleen

XC/MARATHON





Photo by Kees Streefkerk



zleen **XC/MARATHON**

**Over the rocks and through the woods.
Marathon or cross country. Scaling up
or descending with ease. Like hunting
down prey or evading danger.
Light casing for contest, soft shoulder
and bead-to-bead protected for race.
eReady optional.
Zleen XC/MARATHON
and XC/MARATHON Pro**





eReady

7 Ebike-optional eReady series feature backcountry optimized low rolling resistance under-tread puncture protection. Enables effortless freedom of exploration. Reduces risk of tire defect.

XC/MARATHON Pro

XC/MARATHON

- 1 Aramid bead
- 2 Tubeless
- 3 120 TPI Skinwall casing
- 4 Bead-to-Bead impact damage protected
- 5 Dual XC/MARATHON compound

- 1 Aramid bead
- 2 Tubeless optional
- 3 60 TPI Skinwall casing

XC/MARATHON Pro

Inches	Metric	Pattern	TPI	Sidewall	TL/TT	Bead	Puncture protected	PP material	Impact protected	Tread color	Sidewall color	Special Compound	Inflation (kPa)	Load (kg)	Weight (g)
29x2.45	62-622	Panther	120	Skinwall	TL	A			BB	black	black	DC	350	140	760
29x2.45	62-622	Panther	120	Skinwall	TL	A	2 mm	HE	BB	black	black		350	140	820
29x2.35	60-622	Tiger	120	Skinwall	TL	A			BB	black	black	DC	350	130	800
29x2.25	57-622	Leopard	120	Skinwall	TL	A			BB	black	black	DC	380	140	750
29x2.25	57-622	Leopard	120	Skinwall	TL	A			BB	black	beige	DC	380	140	750
29x2.25	57-622	Cheetah	120	Skinwall	TL	A			BB	black	black	DC	380	140	750
29x2.25	57-622	Cheetah	120	Skinwall	TL	A			BB	black	beige	DC	380	140	750
29x2.25	57-622	Cheetah	120	Skinwall	TL	A			BB	black	grey	DC	380	140	750
27.5x2.45	62-584	Lion	120	Skinwall	TL	A			BB	black	black	DC	350	135	820
27.5x2.45	62-584	Panther	120	Skinwall	TL	A			BB	black	black	DC	350	135	730
27.5x2.45	62-584	Panther	120	Skinwall	TL	A	2 mm	HE	BB	black	black		350	135	800
27.5x2.25	57-584	Leopard	120	Skinwall	TL	A			BB	black	black	DC	380	135	730

XC/MARATHON

Inches	Metric	Pattern	TPI	Sidewall	TL/TT	Bead	Puncture protected	PP material	Impact protected	Tread color	Sidewall color	Special Compound	Inflation (kPa)	Load (kg)	Weight (g)
29x2.45	62-622	Panther	60	Skinwall	TL	A				black	black		350	140	820
29x2.45	62-622	Panther	60	Skinwall	TL	A	2 mm	HE		black	black		350	140	880
29x2.45	62-622	Wildcat	60	Skinwall	TT	A				black	black		350	140	920
29x2.35	60-622	Tiger	60	Skinwall	TL	A				black	black		350	130	870
29x2.35	60-622	Lynx	60	Skinwall	TT	A				black	black		350	130	890
29x2.35	60-622	Wildcat	60	Skinwall	TT	A				black	black		350	130	850
29x2.25	57-622	Leopard	60	Skinwall	TL	A				black	black		380	140	810
29x2.25	57-622	Cheetah	60	Skinwall	TL	A				black	black		380	140	810
29x2.25	57-622	Lynx	60	Skinwall	TT	A				black	black		315	140	830
29x2.10	54-622	Lynx	60	Skinwall	TT	A				black	black		400	125	800
29x2.10	54-622	Wildcat	60	Skinwall	TT	A				black	black		400	125	800
27.5x2.45	62-584	Lion	60	Skinwall	TL	A				black	black		350	135	890
27.5x2.45	62-584	Panther	60	Skinwall	TL	A				black	black		350	135	800
27.5x2.45	62-584	Panther	60	Skinwall	TL	A	2 mm	HE		black	black		350	135	860
27.5x2.35	60-584	Lynx	60	Skinwall	TT	A				black	black		350	130	860
27.5x2.35	60-584	Wildcat	60	Skinwall	TT	A				black	black		350	130	830
27.5x2.25	57-584	Leopard	60	Skinwall	TL	A				black	black		380	135	790
27.5x2.25	57-584	Lynx	60	Skinwall	TT	A				black	black		315	135	810
27.5x2.10	54-584	Wildcat	60	Skinwall	TT	A				black	black		400	120	780

TT Tube type TL Tubeless A Aramid bead BB Bead-to-Bead impact damage protected HE Highly elastic compound DC Dual compound

zleen

GRAVITY



Photo by Petr Slavík

zleen

GRAVITY

**Up at the mountain tops circling like a bird,
then launching an attack. Flying over rocks
and drops at enormous speeds soon
reaching the bottom of the valley.
Perfected for predator-like grip.
Dual compounded wherever handy.
All apex reinforced.
Zleen Gravity and Gravity Pro.**

Lion



Tiger



Panther



Hawk



Falcon





GRAVITY Pro

- ① Reinforced aramid bead
- ② Tubeless
- ③ 120 TPI Skinwall casing
- ④ Bead-to-Bead impact damage protected
- ⑤ Dual Gravity compound
- ⑥ Apex reinforced sidewall

GRAVITY

- ① Aramid bead
- ② Tubeless optional
- ③ 60 TPI Skinwall casing
- ④ Bead-to-Bead impact damage protected
- ⑥ Apex reinforced sidewall

GRAVITY Pro

Inches	Metric	Pattern	TPI	Sidewall	TL/TT	Bead	Sidewall reinforced	Impact protected	Tread color	Sidewall color	Special Compound	Inflation (kPa)	Load (kg)	Weight (g)
29×2.60	66-622	Hawk	120	Skinwall	TL	AR	Apex	BB	black	black	DC	320	150	1370
29×2.60	66-622	Hawk	120	Skinwall	TL	AR	Apex	BB	black	beige	DC	320	150	1370
29×2.50	64-622	Falcon	120	Skinwall	TL	AR	Apex	BB	black	black	DC	330	142	1250
29×2.50	64-622	Falcon	120	Skinwall	TL	AR	Apex	BB	black	beige	DC	330	142	1250
29×2.45	62-622	Hawk	120	Skinwall	TL	AR	Apex	BB	black	black	DC	350	140	1200
29×2.45	62-622	Panther	120	Skinwall	TL	AR	Apex	BB	black	black	DC	350	140	1100
29×2.35	60-622	Tiger	120	Skinwall	TL	AR	Apex	BB	black	black	DC	350	135	1120
27.5×2.60	66-584	Hawk	120	Skinwall	TL	AR	Apex	BB	black	black	DC	320	145	1230
27.5×2.60	66-584	Hawk	120	Skinwall	TL	AR	Apex	BB	black	beige	DC	320	145	1230
27.5×2.50	64-584	Falcon	120	Skinwall	TL	AR	Apex	BB	black	black	DC	330	137	1110
27.5×2.50	64-584	Falcon	120	Skinwall	TL	AR	Apex	BB	black	beige	DC	330	137	1110
27.5×2.45	62-584	Hawk	120	Skinwall	TL	AR	Apex	BB	black	black	DC	350	135	1060
27.5×2.45	62-584	Lion	120	Skinwall	TL	AR	Apex	BB	black	black	DC	350	135	1090
27.5×2.45	62-584	Panther	120	Skinwall	TL	AR	Apex	BB	black	black	DC	350	135	1000

GRAVITY

Inches	Metric	Pattern	TPI	Sidewall	TL/TT	Bead	Sidewall reinforced	Impact protected	Tread color	Sidewall color	Special Compound	Inflation (kPa)	Load (kg)	Weight (g)
29×2.35	60-622	Tiger	60	Skinwall	TL	A	Apex	BB	black	black		350	135	1300
27.5×2.45	62-584	Lion	60	Skinwall	TL	A	Apex	BB	black	black		350	135	1270

TL Tubeless A Aramid bead AR Aramid reinforced bead BB Bead-to-Bead impact damage protected DC Dual compound

zleen

GRAVEL



Photo by Petr Slavík



zleen

GRAVEL

Like a pack of wolves. Eyes on the horizon. Sniffing prey from afar. Through the gravel and dust, the time flies by set for another day. Silica based high grip tread compounds and bead-to-bead protected casings for race. Lightweight tires for effortless freedom of movement. Zleen Gravel and Gravel Pro.

Coyote



Wolf





GRAVEL Pro

- ① Aramid bead
- ② Tubeless
- ③ 120 TPI Skinwall casing
- ④ Bead-to-Bead impact damage protected
- ⑤ Silica Gravel compound

GRAVEL

- ① Aramid bead
- ② Tubeless optional
- ③ 60 TPI Skinwall casing

GRAVEL Pro

Inches	Metric	Pattern	TPI	Sidewall	TL/TT	Bead	Impact protected	Tread color	Sidewall color	Special Compound	Inflation (kPa)	Load (kg)	Weight (g)
700×35C	37-622	Wolf	120	Skinwall	TL	A	BB	black	black	SC	600	115	435
700×35C	37-622	Wolf	120	Skinwall	TL	A	BB	black	beige	SC	600	115	440
700×40C	42-622	Wolf	120	Skinwall	TL	A	BB	black	black	SC	500	120	465
700×40C	42-622	Wolf	120	Skinwall	TL	A	BB	black	grey	SC	500	120	465
700×38C	40-622	Coyote	120	Skinwall	TL	A	BB	black	black	SC	550	118	445
700×38C	40-622	Coyote	120	Skinwall	TL	A	BB	black	beige	SC	550	118	450
700×42C	44-622	Coyote	120	Skinwall	TL	A	BB	black	black	SC	470	125	495
700×42C	44-622	Coyote	120	Skinwall	TL	A	BB	black	grey	SC	470	125	495

GRAVEL

Inches	Metric	Pattern	TPI	Sidewall	TL/TT	Bead	Impact protected	Tread color	Sidewall color	Special Compound	Inflation (kPa)	Load (kg)	Weight (g)
700×35C	37-622	Wolf	60	Skinwall	TT	A		black	black		600	115	530
700×40C	42-622	Wolf	60	Skinwall	TL	A		black	black		500	120	560
700×38C	40-622	Coyote	60	Skinwall	TT	A		black	black		550	118	545
700×42C	44-622	Coyote	60	Skinwall	TT	A		black	black		470	125	590

TT Tube type TL Tubeless A Aramid bead BB Bead-to-Bead impact damage protected SC Silica compound

zleen

ROAD




Photo by Kees Streefkerk




zleen

ROAD

Like a snake. The road winds through the countryside. Own deep breath. Sweating. The subtle humming of the tire on tarmac. Deep in the zone. Over the mountain ridges, through the valleys. Fighting strong winds head on no fears. The finish line is within the reach. Wet grip compounds. Bead-to-bead protected. Fast and reliable. Zleen Road and Road Pro.



Boa



Taipan



ROAD Pro

- ① Aramid bead
- ② Tubeless
- ③ 120 TPI Skinwall casing
- ④ Bead-to-Bead impact damage protected
- ⑤ Sure grip compound

ROAD

- ① Aramid bead
- ② Tubeless optional
- ③ 60 TPI Skinwall casing

ROAD Pro

Inches	Metric	Pattern	TPI	Sidewall	TL/TT	Bead	Impact protected	Tread color	Sidewall color	Special Compound	Inflation (kPa)	Load (kg)	Weight (g)
700×28C	28-622	Boa	120	Skinwall	TL	A	BB	black	black	SGC	700	78	305
700×28C	28-622	Taipan	120	Skinwall	TL	A	BB	black	black	SGC	700	78	305
700×25C	25-622	Boa	120	Skinwall	TL	A	BB	black	black	SGC	800	75	265
700×25C	25-622	Taipan	120	Skinwall	TL	A	BB	black	black	SGC	800	75	265

ROAD

Inches	Metric	Pattern	TPI	Sidewall	TL/TT	Bead	Impact protected	Tread color	Sidewall color	Special Compound	Inflation (kPa)	Load (kg)	Weight (g)
700×28C	28-622	Boa	60	Skinwall	TT	A		black	black		700	78	335
700×28C	28-622	Taipan	60	Skinwall	TT	A		black	black		700	78	335
700×25C	25-622	Boa	60	Skinwall	TT	A		black	black		800	75	295
700×25C	25-622	Taipan	60	Skinwall	TT	A		black	black		800	75	295

TT Tube type TL Tubeless A Aramid bead BB Bead-to-Bead impact damage protected SGC Sure grip compound

zleen

CITY/TOUR



Photo by Michelle Henderson

zleen **CITY/TOUR**

Pedaling through the concrete labyrinth. Biking throughout the urban maze, unlocking its hidden treasures with maximum comfort. Navigating the city streets, delivering food or mail, commuting to work. Or just simply experiencing the cities' beauty and wonders with family and friends. Safety at its best. eReady reinforced and puncture protected. Reflective safety strips. Durable mileage compounds. Zleen City and Tour.

Rat

Bumblebee

Fly

Dingo

Jackal



CITY/TOUR

eReady

- ① Flexible steel bead
- ⑧ Hi vis reflective strip

- ⑦ Ebike-optional eReady series feature optimized low rolling resistance under-tread puncture protection. Enables effortless freedom of riding. Reduces risk of tire defect.


CITY/TOUR

Inches	Metric	Pattern	TPI	Sidewall	TL/TT	Bead	Reflective strip	Puncture protected	PP material	Tread color	Sidewall color	Inflation (kPa)	Load (kg)	Weight (g)
700×45C	47-622	Rat	20	Full	TT	TW	Hi vis reflex	2 mm	HE	black	black	350	125	860
700×45C	47-622	Jackal	20	Full	TT	TW	Hi vis reflex	2 mm	HE	black	black	350	125	860
700×45C	47-622	Dingo	20	Full	TT	TW	Hi vis reflex	2 mm	HE	black	black	350	125	900
700×45C	47-622	Bumblebee	20	Full	TT	TW	Hi vis reflex	2 mm	HE	black	black	350	125	880
700×45C	47-622	Bumblebee	20	Full	TT	TW	Hi vis reflex	2 mm	HE	cream	cream	350	125	900
700×45C	47-622	Fly	20	Full	TT	TW	Hi vis reflex	2 mm	HE	black	black	350	125	860
700×40C	42-622	Rat	20	Full	TT	TW	Hi vis reflex	2 mm	HE	black	black	520	115	790
700×40C	42-622	Jackal	20	Full	TT	TW	Hi vis reflex	2 mm	HE	black	black	520	115	790
700×40C	42-622	Dingo	20	Full	TT	TW	Hi vis reflex	2 mm	HE	black	black	520	115	810
700×40C	42-622	Fly	20	Full	TT	TW	Hi vis reflex	2 mm	HE	black	black	520	115	790
700×35C	37-622	Rat	20	Full	TT	TW	Hi vis reflex	2 mm	HE	black	black	520	110	560
700×35C	37-622	Jackal	20	Full	TT	TW	Hi vis reflex	2 mm	HE	black	black	520	110	560
700×35C	37-622	Dingo	20	Full	TT	TW	Hi vis reflex	2 mm	HE	black	black	520	110	700
700×35C	37-622	Fly	20	Full	TT	TW	Hi vis reflex	2 mm	HE	black	black	520	110	560
700×32C	32-622	Dingo	20	Full	TT	TW	Hi vis reflex	2 mm	HE	black	black	650	90	630
28×2.10	54-622	Bumblebee	20	Full	TT	TW	Hi vis reflex	2 mm	HE	black	black	380	125	900
28×2.10	54-622	Bumblebee	20	Full	TT	TW	Hi vis reflex	2 mm	HE	cream	cream	380	125	920
26×1.75×2	47-559	Bumblebee	20	Full	TT	TW	Hi vis reflex	2 mm	HE	black	black	350	120	800
26×1.75×2	47-559	Bumblebee	20	Full	TT	TW	Hi vis reflex	2 mm	HE	cream	cream	350	120	820

TT Tube type TW Twisted steel wire HE Highly elastic compound



notes



zleen
tires' different angle



+420 242 443 422
zleen.cares@zleen.online
zleen.online

Zleen Europe s.r.o.
Antala Staška 2027/79
140 00 Prague 4
Czech republic